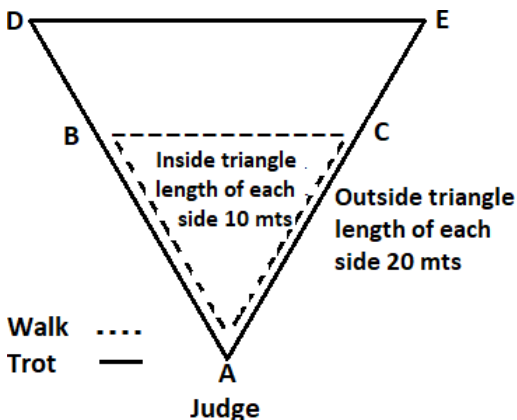


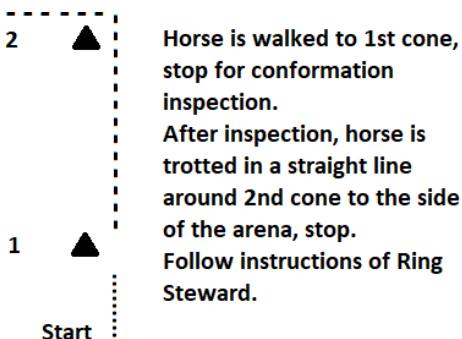
SECTION SIX (6) PATTERNS

HUNTER IN HAND



The horse will approach judging area (A) and set up for inspection in the "open" position. (all four legs of the horse visible by the Judge standing on either side of the horse). The Judge shall inspect each horse from the front, rear and both sides. At Judges request the horse will walk the small triangle ABCA. The horse will continue at a trot following the large triangle ADEA. At completion of the judging, the handler will lead the horse away from the judging area promptly.

LUNGE LINE



66cm to 76cm space
between logs

X Lead Change

..... Walk

--- Trot

--- Ext. Trot

— Lope

— Ext. Lope

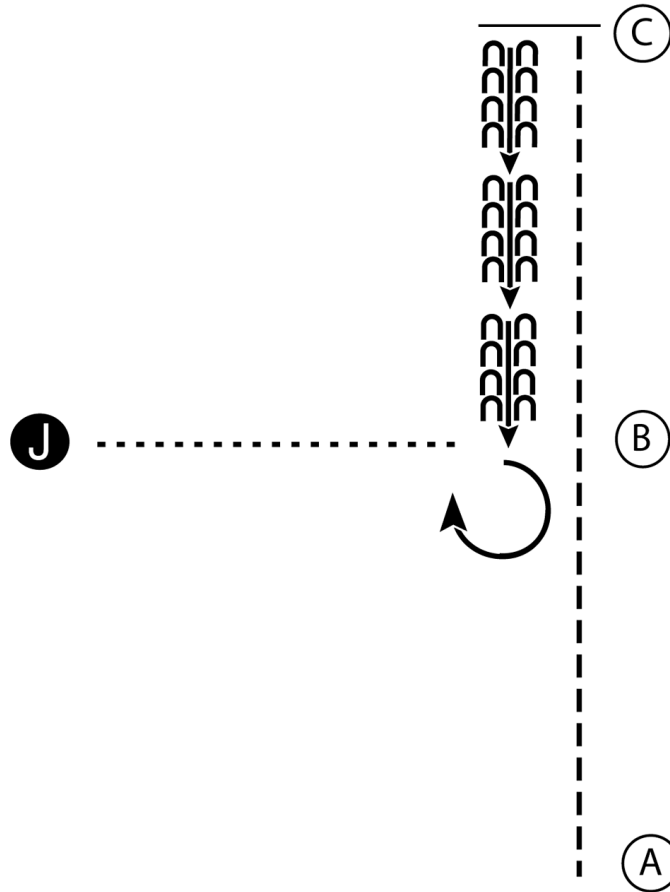
//// Back

- Page | 153

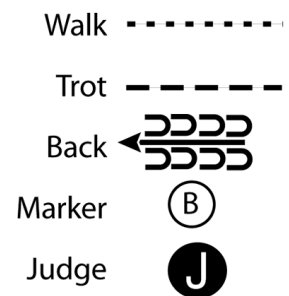
SQHA

Amateur, Select Amateur, Novice Amateur and Youth (Showmanship)

Show Date: 25-10-2020



1. Trot from A to C.
2. Stop at C.
3. Back to B.
4. Perform a 270 degree turn.
5. Walk to the judge and set up for inspection.
6. When dismissed walk to line-up.



[S/1-3]

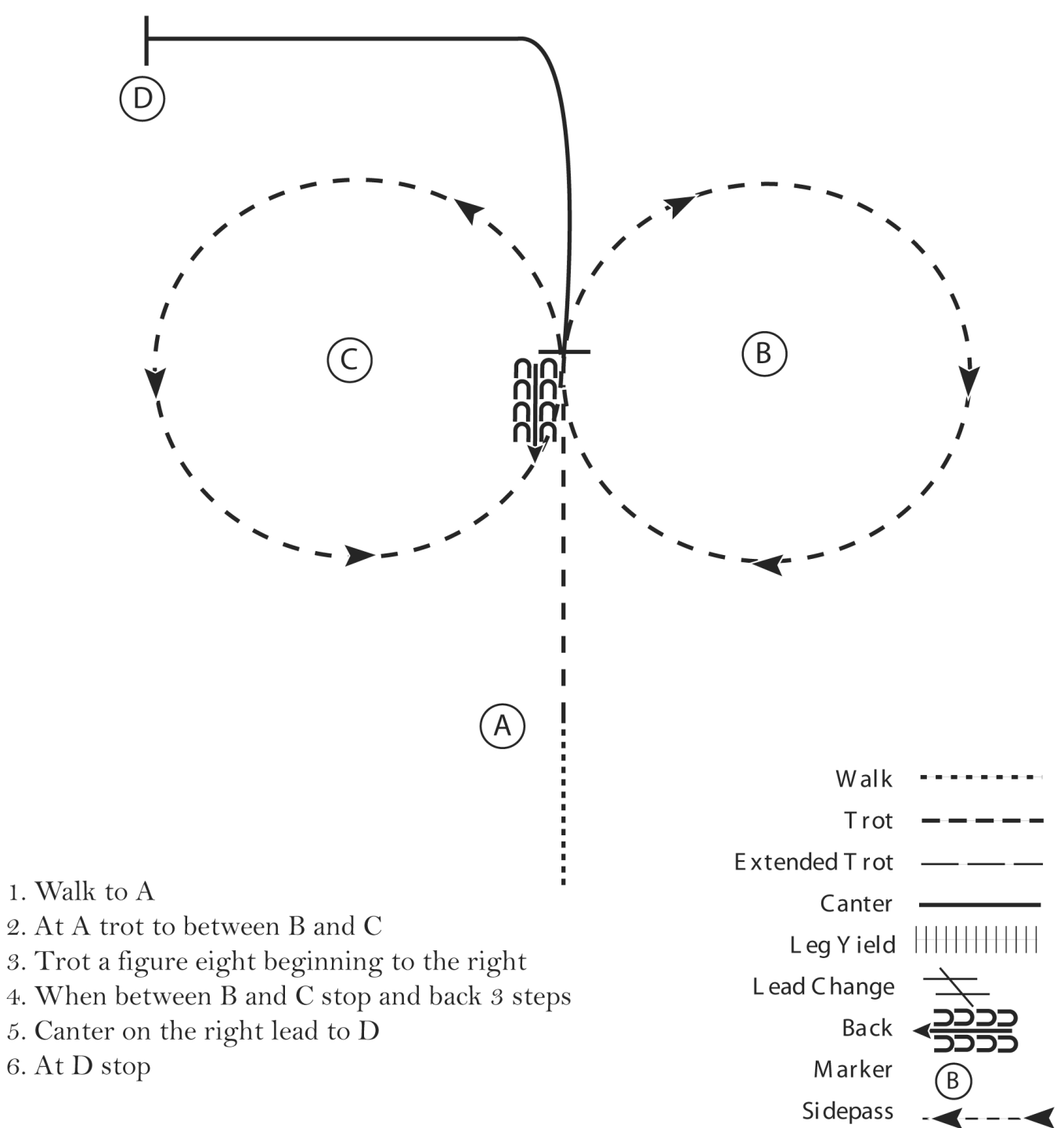
Pattern Provided by:

Fiona Kay

SQHA

Hunt Seat Equitation (except EWD)

Show Date: 25-10-2020



[HSE/1-4]

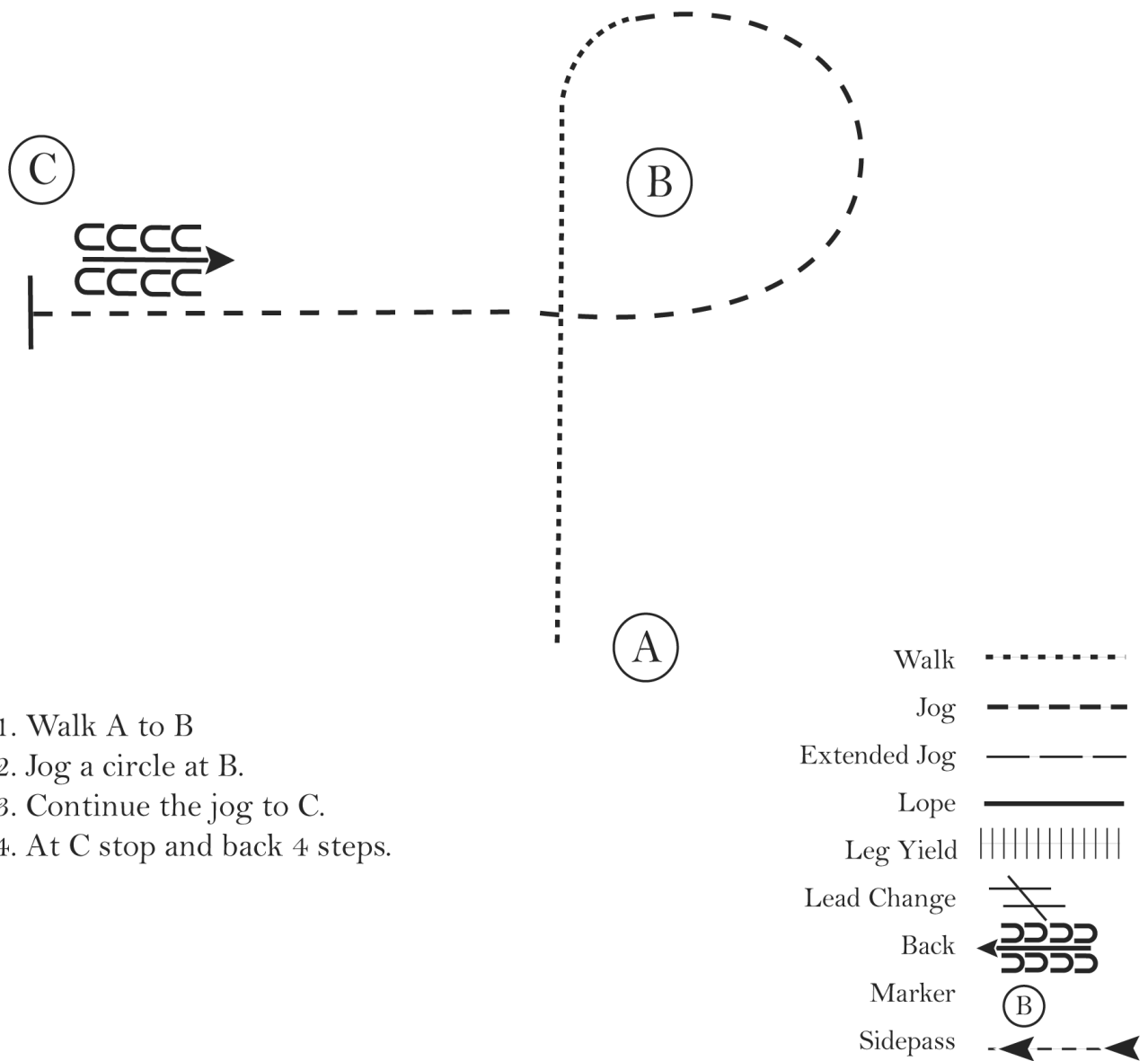
Pattern Provided by:

Fiona Kay

SQHA

Horsemanship (EWD)

Show Date: 25-10-2020



[WH/1-6]

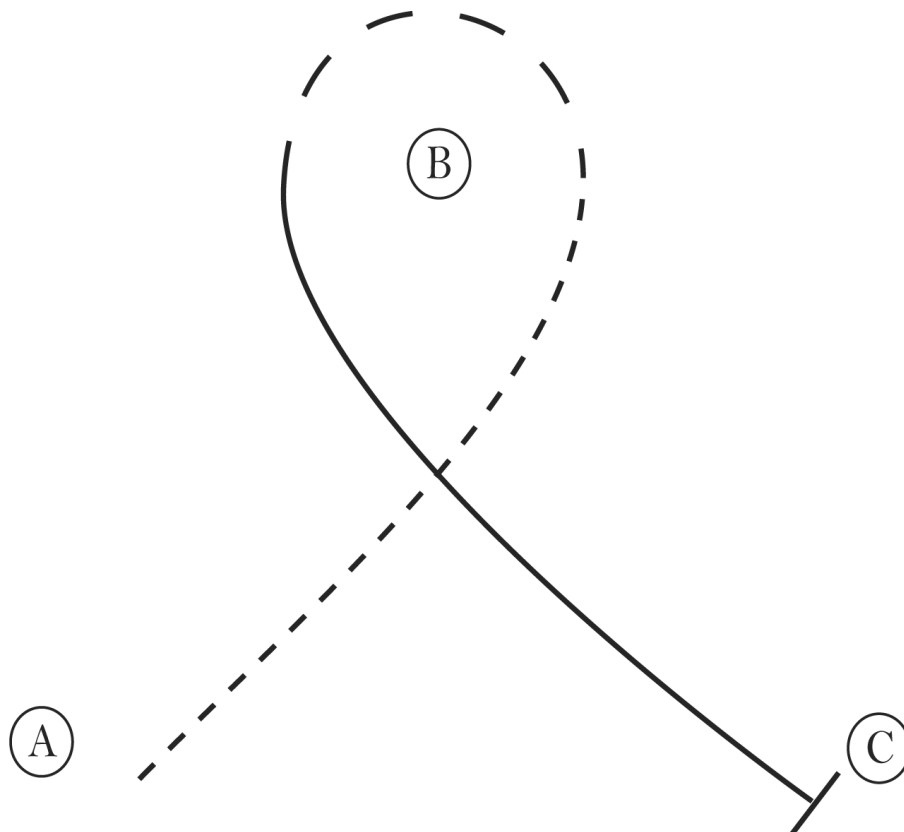
Pattern Provided by:

Fiona Kay

SQHA

All Horsemanship (except EWD)

Show Date: 25-10-2020



1. Jog A to B
2. At B extend the jog
3. Extended jog around B
4. At B lope on the right lead to C
5. Stop at C

Walk
Jog	-----
Extended Jog	-----
Lope	=====
Leg Yield	
Lead Change	↗↘
Back	←←←←←
Marker	(B)
Sidepass	←←←←←

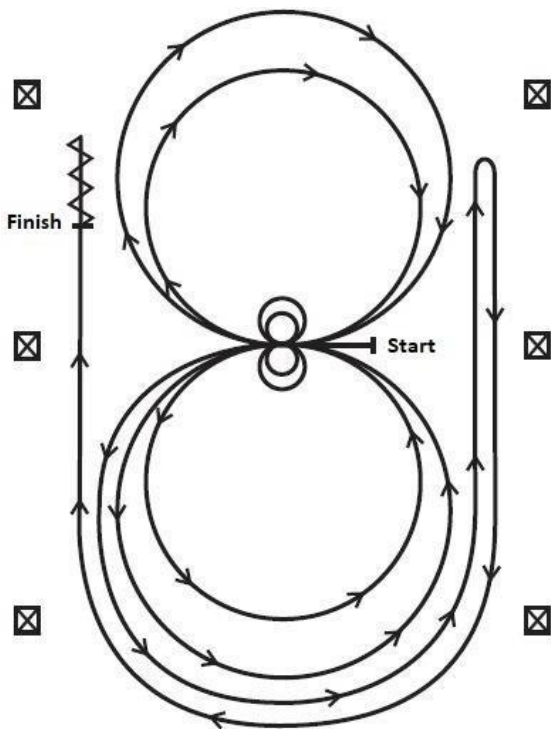
[WH/1-3]

Pattern Provided by:

Fiona Kay

REINING Pattern A

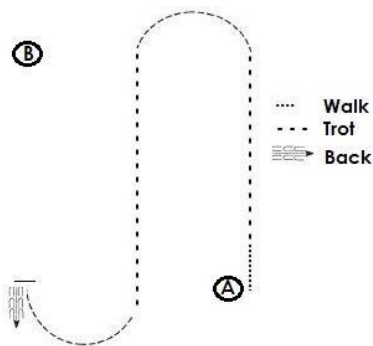
Not to be used at State or National Level



Horses may walk or jog to centre of arena. Horses must walk or stop prior to starting pattern. Beginning at centre of arena facing the left wall.

1. Beginning on left lead complete two (2) circles to the left. Stop at centre of arena. Hesitate
2. Complete two (2) spins to the left. Hesitate
3. Beginning on right lead complete two (2) circles to the right. Stop at centre of arena. Hesitate
4. Complete two (2) spins to the right. Hesitate
5. Beginning on left lead, go around the end of arena, run down right side of arena past centre marker, stop and rollback right
6. Continue around the end of arena to run down the left side of arena past centre marker. Stop. Back up. Hesitate to demonstrate completion of pattern

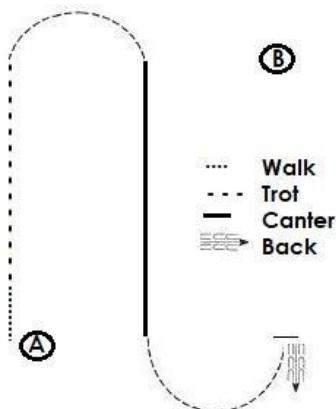
EWD Walk, Trot Hunt Seat Equitation



Be ready at A

1. Walk two (2) horse lengths
2. Trot forward and a half circle on right diagonal until even with B
3. Change diagonal and trot straight and then a half circle until even with A
4. Stop and back approximately 1 horse length

EWD Walk, Trot, Canter Hunt Seat Equitation



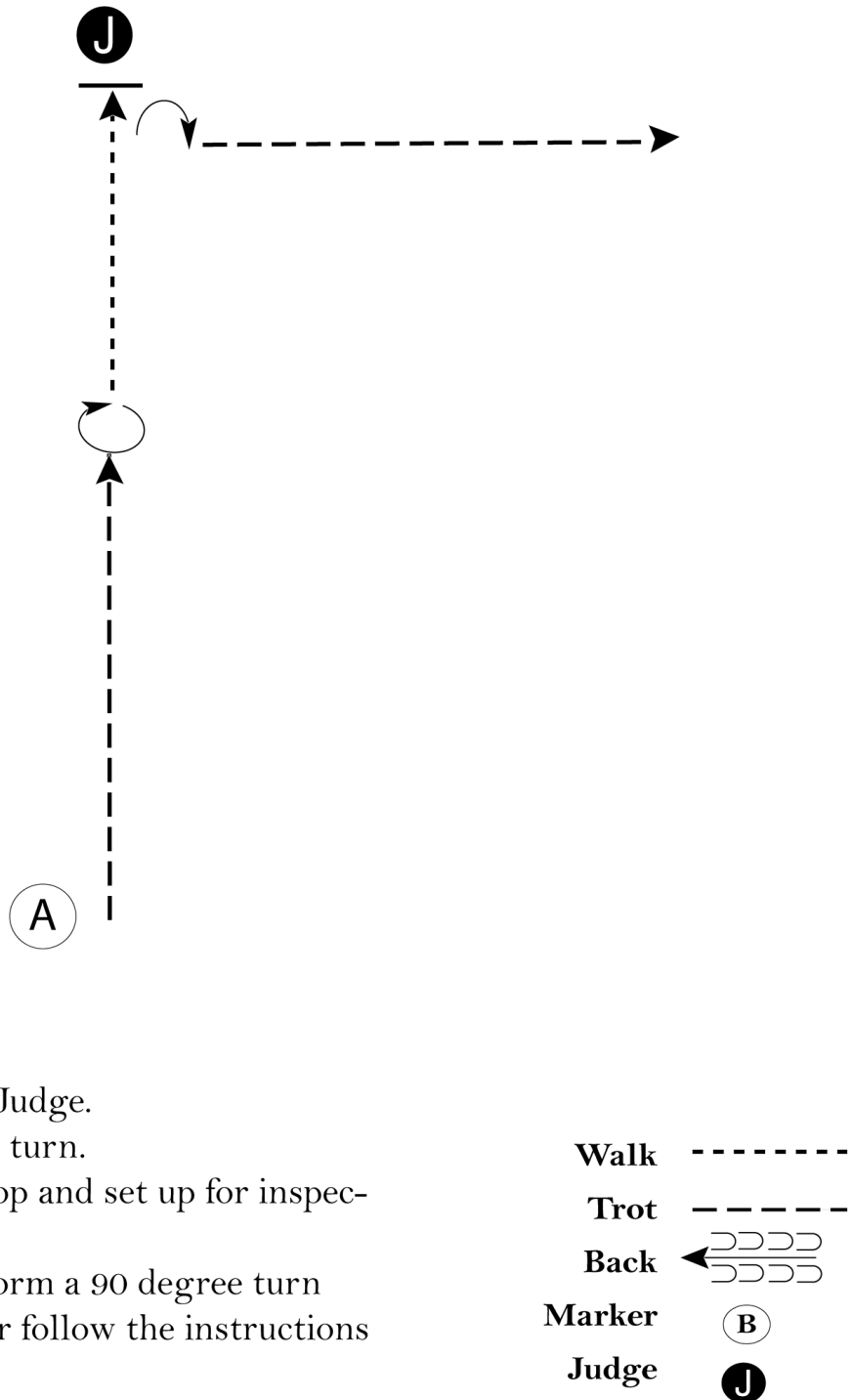
Be ready at A

1. Walk two (2) horse lengths from A
2. Trot forward and a half circle on the left diagonal until even with B
3. Canter on left lead until even with A
4. Trot a half circle on right diagonal until even with A
5. Stop and back approximately one horse length

SQHA

Beginner Adult/Youth & EWD (Showmanship)

Show Date: 25-10-2020

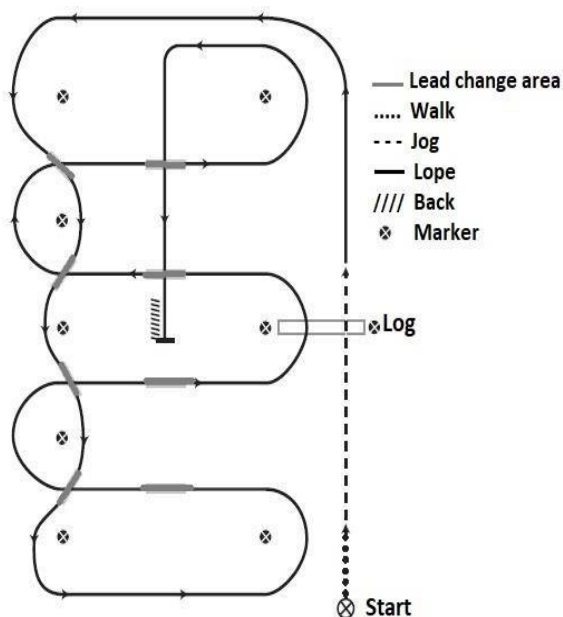


[S/1-17]

Pattern Provided by:

Fiona Kay

WESTERN RIDING Pattern 1



1. Walk at least 4.5 m from start cone to the first marker. Start jogging at first marker and jog over log
2. Transition to left lead and lope around end
3. First line change
4. Second line change
5. Third line change
6. Fourth line change
7. First crossing change
8. Second crossing change
9. Lope over log
10. Third crossing change
11. Fourth crossing change
12. Lope up the centre
13. Stop and back